

LATHAM INTERNATIONAL

ONLY COMPLETE AND LEGIBLE ORDERS CAN BE PROCESSED

SHIPPING INSTRUCTIONS

BRANCH DEALER

COMMON CARRIER

VIA _____

AIR FREIGHT _____ DAY

OTHER _____

BRANCH _____

P.O. # _____

SHIPPING ADDRESS _____ BRANCH DEALER

NAME _____

STREET _____

CITY/STATE _____

PHONE # _____ ZIP _____

BRANCH E-MAIL _____

DATE _____ DEALER P.O.# _____

DEALER NAME _____

STREET _____

CITY/STATE _____

PHONE # _____ ZIP _____

DEALER FAX # _____

MARK BOX HOMEOWNER _____ QUANTITY ORDERED

DEALER E-MAIL _____

TRU-TILE: YES NO

GIVE DIMENSIONS FROM TOP OF WALL PANEL

COLOR BEAD: TRU-TILE ONLY

BLUE

GRAY

WHITE

WALL: 20 MIL

27 MIL

38 MIL

BOTTOM: 20 MIL

27 MIL

VINYL TILE/ WALL PATTERN _____

BOTTOM _____

BEAD _____

TYPE (SEE FORM 06BEADLNR)

DIMENSIONS	
FEET	INCHES
A	
A1	
B	
B1	
B3	
B7	
B8	
B9	
C	
D	
E	
F	
G	
H	
K	
L	
M	
N	
N1	
S	
S1	
V	
W	
X	
Y	
Y2	
Z1	
Z2	
Z3	
Z4	
Z5	

OVERLAP _____ " (INCHES)

WHITE STRIPE: YES NO

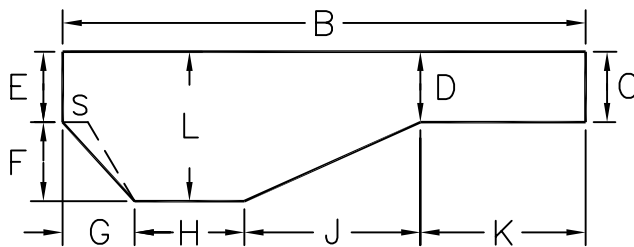
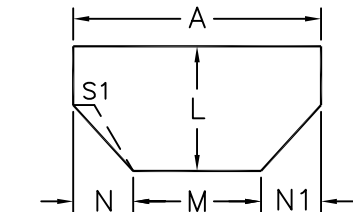
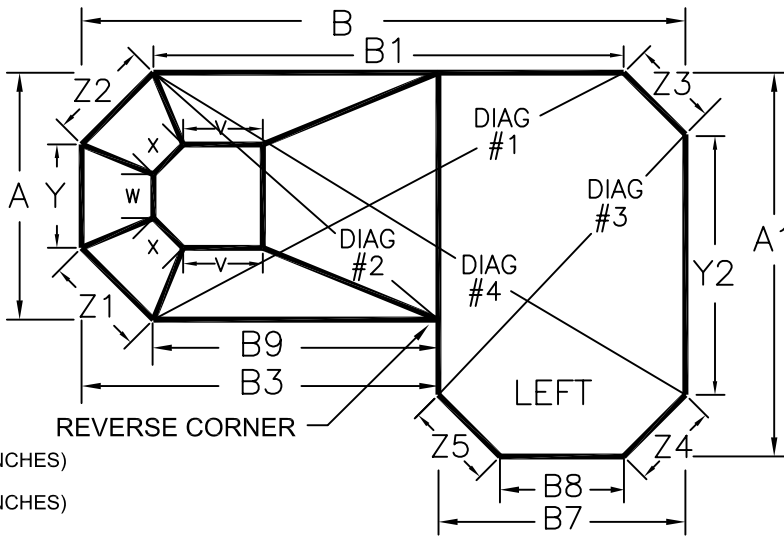
- 1.) New installation
- 2.) Replacement

GRECIAN TRUE-L LEFT

PERIMETER

- GRECIAN PAD
- SQUARE PAD

- U SQUARE
- U1 DIAGONAL _____ (INCHES)
- U2 RADIUS _____ (INCHES)



STANDING IN SHALLOW END

COMMENTS:

DIAG #1	
DIAG #2	
DIAG #3	
DIAG #4	

STEPS WILL BE MADE PLAIN WHITE/BLUE UNLESS SPECIFIED

STEP OPTIONS -STEPS PLAIN WHITE BLUE BOTTOM MATL. TEXTURED

STEP WIDTH 8'-0" OTHER _____

POLYMER STEEL RADIUS STRAIGHT

R1 "

R2 "

R3 "

R4 "

R5 "

T1 T2 T3 T4

STEP LOCATION: DRAW LOCATION

STEP (top view)

