

# LATHAM INTERNATIONAL

ONLY COMPLETE AND LEGIBLE ORDERS CAN BE PROCESSED

SHIPPING INSTRUCTIONS

BRANCH  DEALER

COMMON CARRIER

VIA \_\_\_\_\_

AIR FREIGHT \_\_\_\_\_ DAY

OTHER \_\_\_\_\_

BRANCH \_\_\_\_\_

P.O. # \_\_\_\_\_

SHIPPING ADDRESS \_\_\_\_\_ BRANCH  DEALER

NAME \_\_\_\_\_

STREET \_\_\_\_\_

CITY/STATE \_\_\_\_\_

PHONE # \_\_\_\_\_ ZIP \_\_\_\_\_

BRANCH E-MAIL \_\_\_\_\_

DATE \_\_\_\_\_ DEALER P.O.# \_\_\_\_\_

DEALER NAME \_\_\_\_\_

STREET \_\_\_\_\_

CITY/STATE \_\_\_\_\_

PHONE # \_\_\_\_\_ ZIP \_\_\_\_\_

DEALER FAX # \_\_\_\_\_

MARK BOX HOMEOWNER \_\_\_\_\_ QUANTITY ORDERED

DEALER E-MAIL \_\_\_\_\_

TRU-TILE: YES  NO

GIVE DIMENSIONS FROM TOP OF WALL PANEL

COLOR BEAD: TRU-TILE ONLY

BLUE

GRAY

WHITE

WALL: 20 MIL

27 MIL

38 MIL

BOTTOM: 20 MIL

27 MIL

VINYL TILE/ WALL PATTERN \_\_\_\_\_

BOTTOM BEAD

TYPE (SEE FORM 06BEADLNR) \_\_\_\_\_

| DIMENSIONS |        |
|------------|--------|
| FEET       | INCHES |
| A          |        |
| A1         |        |
| B          |        |
| B1         |        |
| B3         |        |
| B7         |        |
| B8         |        |
| B9         |        |
| C          |        |
| D          |        |
| E          |        |
| F          |        |
| G          |        |
| H          |        |
| K          |        |
| L          |        |
| M          |        |
| N          |        |
| N1         |        |
| S          |        |
| S1         |        |
| V          |        |
| W          |        |
| X          |        |
| Y          |        |
| Y2         |        |
| Z1         |        |
| Z2         |        |
| Z3         |        |
| Z4         |        |
| Z5         |        |

OVERLAP \_\_\_\_\_ " (INCHES)

WHITE STRIPE: YES  NO

1.) New installation

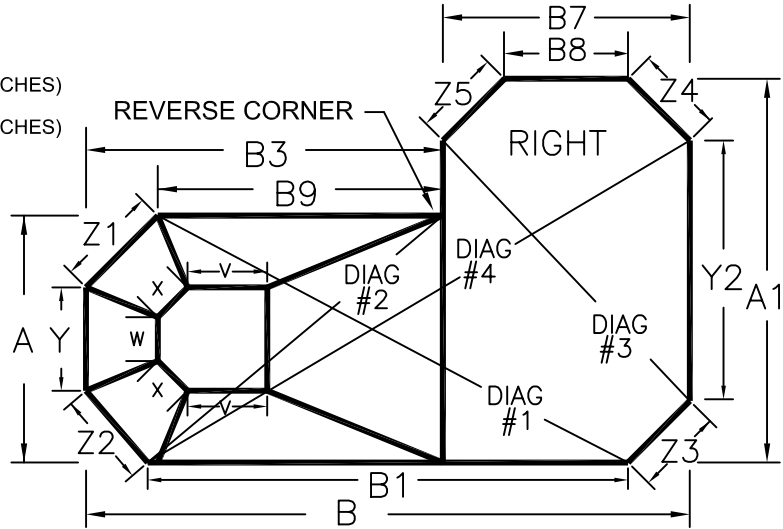
2.) Replacement

U2  RADIUS \_\_\_\_\_ (INCHES)

U1  DIAGONAL \_\_\_\_\_ (INCHES)

U  SQUARE

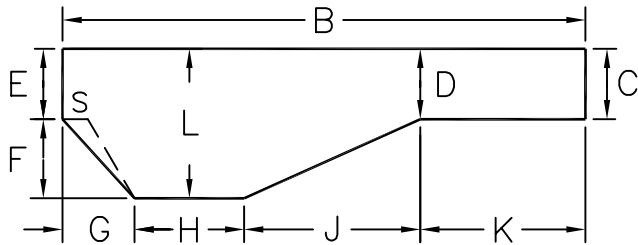
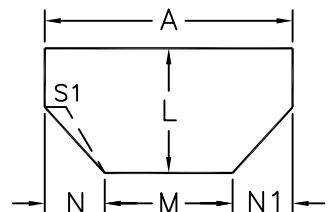
## GRECIAN TRUE-L RIGHT



### PERIMETER

GRECIAN PAD

SQUARE PAD



### COMMENTS:

|         |  |
|---------|--|
| DIAG #1 |  |
| DIAG #2 |  |
| DIAG #3 |  |
| DIAG #4 |  |

### STEPS WILL BE MADE PLAIN WHITE/BLUE UNLESS SPECIFIED

STEP OPTIONS -STEPS PLAIN WHITE  BLUE  BOTTOM MATL.  TEXTURED

STEP WIDTH

8'-0"

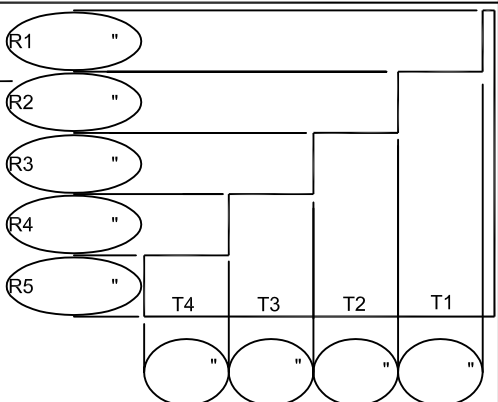
OTHER \_\_\_\_\_

POLYMER

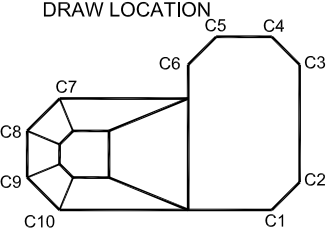
STEEL

RADIUS \_\_\_\_\_

STRAIGHT



### STEP LOCATION:



### STEP (top view)

