

LATHAM INTERNATIONAL

ONLY COMPLETE AND LEGIBLE ORDERS CAN BE PROCESSED

SHIPPING INSTRUCTIONS

BRANCH DEALER

COMMON CARRIER

VIA _____

AIR FREIGHT _____ DAY

OTHER _____

BRANCH _____

P.O. # _____

SHIPPING ADDRESS _____ BRANCH DEALER

NAME _____

STREET _____

CITY/STATE _____

PHONE # _____ ZIP _____

BRANCH E-MAIL _____

DATE _____ DEALER P.O.# _____

DEALER NAME _____

STREET _____

CITY/STATE _____

PHONE # _____ ZIP _____

DEALER FAX # _____

MARK BOX HOMEOWNER _____ QUANTITY ORDERED

DEALER E-MAIL _____

TRU-TILE: YES NO
GIVE DIMENSIONS FROM TOP OF WALL PANEL

COLOR BEAD: TRU-TILE ONLY

BLUE

GRAY

WHITE

WALL: 20 MIL

27 MIL

38 MIL

BOTTOM: 20 MIL

27 MIL

VINYL TILE/ WALL PATTERN _____

BOTTOM

BEAD _____
TYPE (SEE FORM 06BEADLNR)

OVERLAP _____" (INCHES)

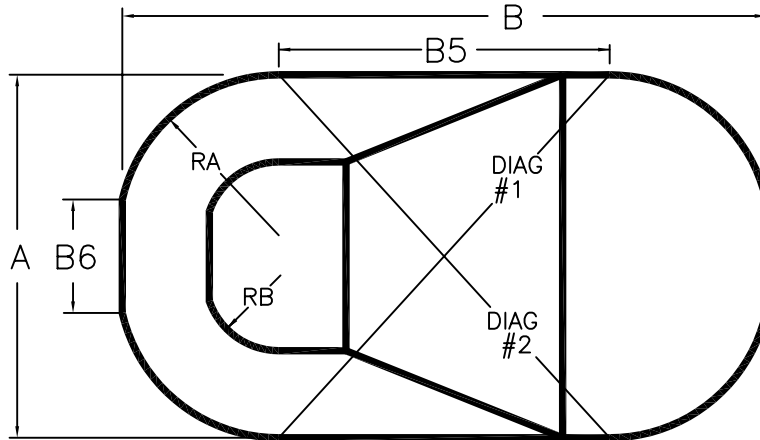
WHITE STRIPE: YES NO

1.) New installation

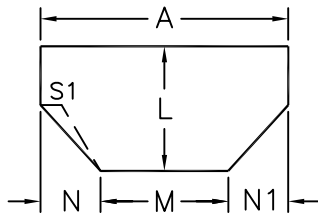
2.) Replacement

MODIFIED OVAL

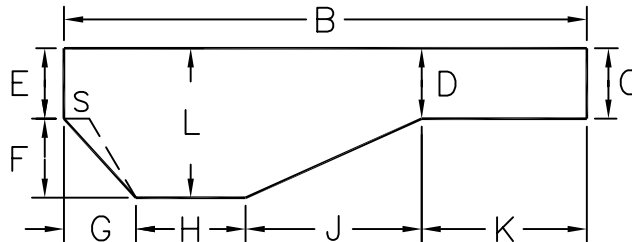
PERIMETER _____



IS HOPPER PAD SQUARE? YES NO



STANDING IN SHALLOW END



DIMENSIONS
FEET INCHES

A		
B6		
B		
B5		
C		
D		
E		
F		
G		
H		
J		
K		
L		
M		
N		
N1		
RA		
RB		
S		
S1		

COMMENTS:

STEPS WILL BE MADE PLAIN WHITE/BLUE UNLESS SPECIFIED

STEP OPTIONS -STEPS PLAIN WHITE BLUE BOTTOM MATL. TEXTURED

STEP WIDTH

8'-0"

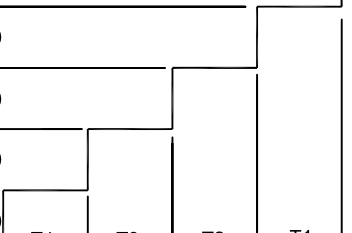
OTHER _____

POLYMER

STEEL

RADIUS

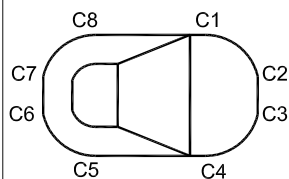
STRAIGHT



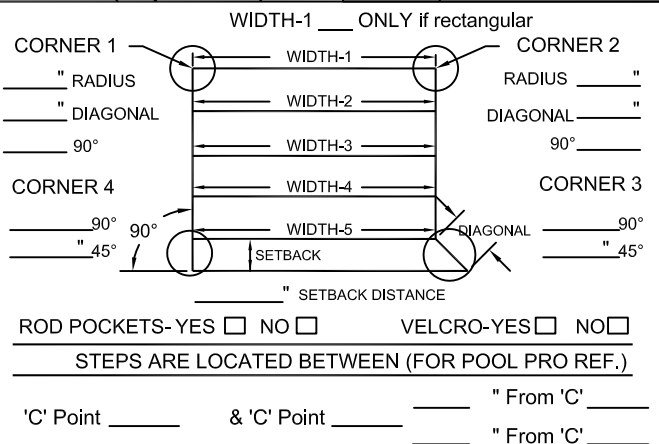
STEP LOCATION:

CENTER OF SHALLOW END

OTHER (DRAW LOCATION)



STEP (top view)



ROD POCKETS-YES NO VELCRO-YES NO

STEPS ARE LOCATED BETWEEN (FOR POOL PRO REF.)

'C' Point _____ & 'C' Point _____ " From 'C' _____
" From 'C' _____