

LATHAM INTERNATIONAL

ONLY COMPLETE AND LEGIBLE ORDERS CAN BE PROCESSED

SHIPPING INSTRUCTIONS

BRANCH DEALER

COMMON CARRIER

VIA _____

AIR FREIGHT _____ DAY

OTHER _____

BRANCH _____

P.O. # _____

SHIPPING ADDRESS _____ BRANCH DEALER

NAME _____

STREET _____

CITY/STATE _____

PHONE # _____ ZIP _____

BRANCH E-MAIL _____

DATE _____ DEALER P.O.# _____

DEALER NAME _____

STREET _____

CITY/STATE _____

PHONE # _____ ZIP _____

DEALER FAX # _____

MARK BOX HOMEOWNER _____ QUANTITY ORDERED

DEALER E-MAIL _____

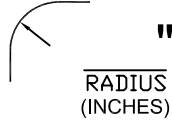
SQUARE

DIAGONAL

RADIUS



DIAGONAL DISTANCE (INCHES)



RADIUS (INCHES)

WALL: 20 MIL
27 MIL
38 MIL

BOTTOM: 20 MIL
27 MIL

VINYL TILE/ WALL PATTERN _____

BOTTOM _____

BEAD _____
TYPE (SEE FORM 06BEADLNR)

1.) New installation
2.) Replacement

OVERLAP _____" (INCHES)

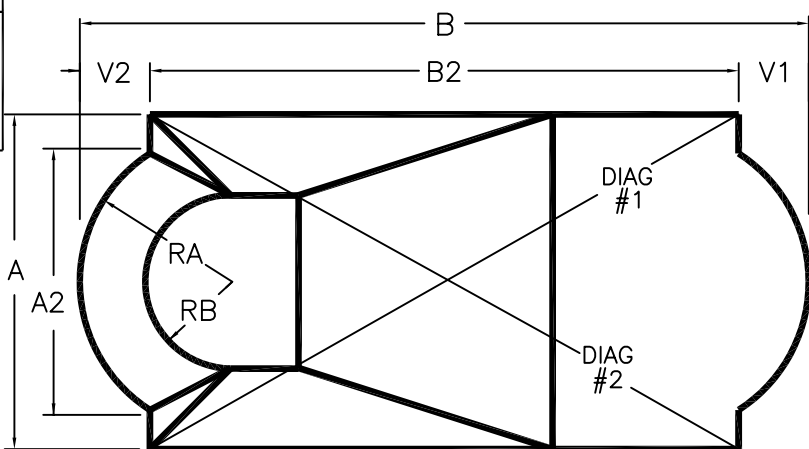
WHITE STRIPE: YES NO

TRU-TILE: YES NO
GIVE DIMENSIONS FROM TOP OF WALL PANEL

COLOR BEAD: TRU-TILE ONLY

BLUE
GRAY
WHITE

ROMAN END

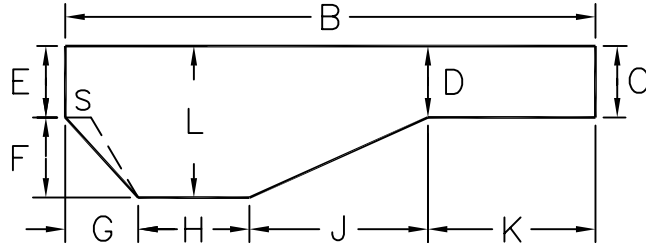
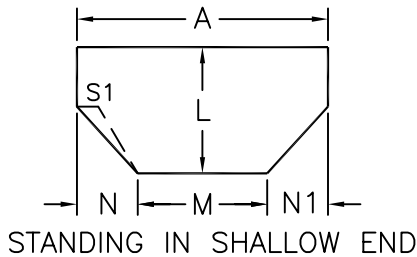


DIAGONALS SHOULD BE TAKEN FROM A 90 DEGREE CORNER.

DIMENSIONS FEET INCHES

A		
A2		
B		
B2		
C		
D		
E		
F		
G		
H		
J		
K		
L		
M		
N		
N1		
RA		
RB		
S		
S1		
V1		
V2		

PERIMETER



COMMENTS:

DIAG #1	
DIAG #2	

STEPS WILL BE MADE PLAIN WHITE/BLUE UNLESS SPECIFIED

STEP (top view)

STEP OPTIONS -STEPS PLAIN WHITE BLUE BOTTOM MATL. TEXTURED

STEP WIDTH POLYMER STEEL RADIUS STRAIGHT

STEP LOCATION:

CENTER OF SHALLOW END
 OTHER (DRAW LOCATION)

