

LATHAM INTERNATIONAL

ONLY COMPLETE AND LEGIBLE ORDERS CAN BE PROCESSED

SHIPPING INSTRUCTIONS

BRANCH DEALER

COMMON CARRIER

VIA _____

AIR FREIGHT _____ DAY

OTHER _____

BRANCH _____

P.O. # _____

SHIPPING ADDRESS _____ BRANCH DEALER

NAME _____

STREET _____

CITY/STATE _____

PHONE # _____ ZIP _____

BRANCH E-MAIL _____

DATE _____ DEALER P.O.# _____

DEALER NAME _____

STREET _____

CITY/STATE _____

PHONE # _____ ZIP _____

DEALER FAX # _____

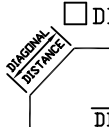
MARK BOX HOMEOWNER _____ QUANTITY ORDERED

DEALER E-MAIL _____

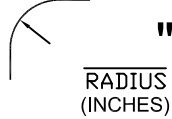
SQUARE

DIAGONAL

RADIUS



DIAGONAL DISTANCE (INCHES)



RADIUS (INCHES)

WALL: 20 MIL
27 MIL
38 MIL

BOTTOM: 20 MIL
27 MIL

VINYL TILE/ WALL PATTERN _____

BOTTOM _____

BEAD
TYPE (SEE FORM 06BEADLNR)

- 1.) New installation
- 2.) Replacement

OVERLAP _____" (INCHES)

WHITE STRIPE: YES NO

TRU-TILE: YES NO

GIVE DIMENSIONS FROM TOP OF WALL PANEL

COLOR BEAD: TRU-TILE ONLY

BLUE

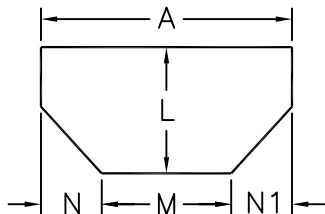
GRAY

WHITE

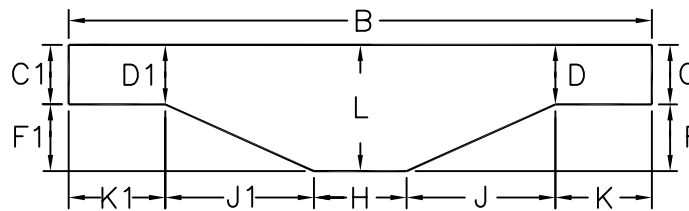
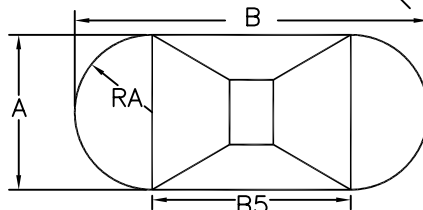
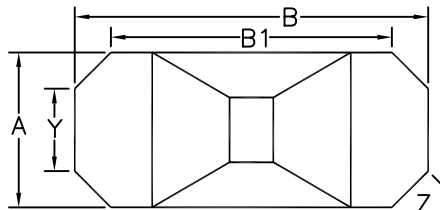
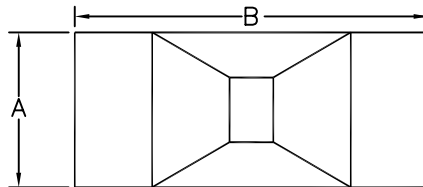
SPORT POOL PERIMETER

PERIMETER

MAKE SURE ALL DIMENSIONS ARE SUPPLIED.



STANDING IN SHALLOW END



DIMENSIONS FEET INCHES

A		
B		
B1		
B5		
C		
C1		
D		
D1		
F		
F1		
H		
J		
J1		
K		
K1		
L		
M		
N		
N1		
RA		
Y		
Z		

COMMENTS:

STEPS WILL BE MADE PLAIN WHITE/BLUE UNLESS SPECIFIED

STEP OPTIONS - STEPS PLAIN WHITE BLUE BOTTOM MATL. TEXTURED

STEP WIDTH

8'-0"

OTHER _____

POLYMER

STEEL

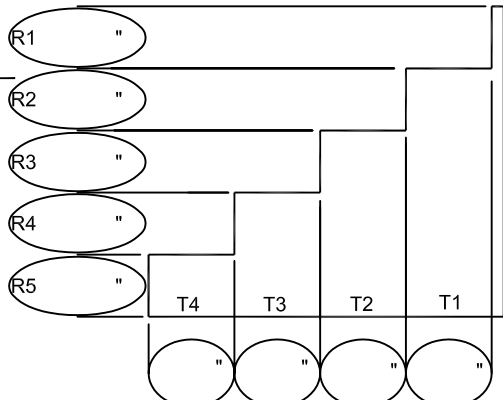
RADIUS

STRAIGHT

STEP LOCATION:

CENTER OF SHALLOW END

OTHER (DRAW LOCATION)



STEP (top view)

