

LATHAM INTERNATIONAL

ONLY COMPLETE AND LEGIBLE ORDERS CAN BE PROCESSED

SHIPPING INSTRUCTIONS

BRANCH DEALER

COMMON CARRIER

VIA _____

AIR FREIGHT _____ DAY

OTHER _____

BRANCH _____

P.O. # _____

SHIPPING ADDRESS _____ BRANCH DEALER

NAME _____

STREET _____

CITY/STATE _____

PHONE # _____ ZIP _____

BRANCH E-MAIL _____

DATE _____ DEALER P.O.# _____

DEALER NAME _____

STREET _____

CITY/STATE _____

PHONE # _____ ZIP _____

DEALER FAX # _____

MARK BOX HOMEOWNER _____ QUANTITY ORDERED

DEALER E-MAIL _____

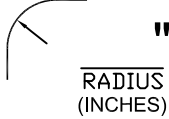
SQUARE

DIAGONAL

RADIUS



DIAGONAL DISTANCE (INCHES)



RADIUS (INCHES)

WALL: 20 MIL
27 MIL
38 MIL

BOTTOM: 20 MIL
27 MIL

VINYL TILE/ WALL PATTERN _____

BOTTOM _____

BEAD
TYPE (SEE FORM 06BEADLNR)

1.) New installation
2.) Replacement

OVERLAP _____" (INCHES)

WHITE STRIPE: YES NO

TRU-TILE: YES NO
GIVE DIMENSIONS FROM TOP OF WALL PANEL

COLOR BEAD: TRU-TILE ONLY

BLUE
GRAY
WHITE

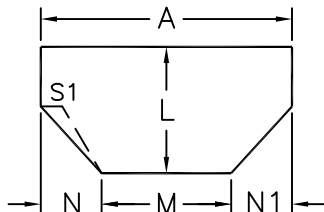
PERIMETER

DIAGONALS SHOULD BE TAKEN FROM A 90 DEGREE CORNER.

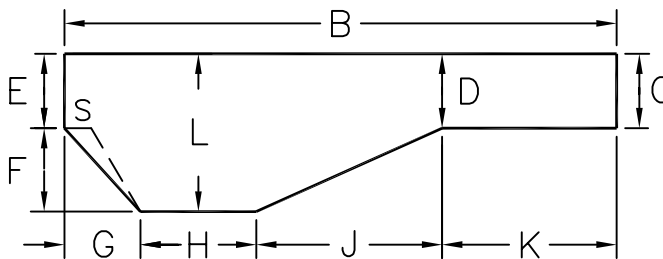
U SQUARE

U1 DIAGONAL _____ (INCHES)

U2 RADIUS _____ (INCHES)



STANDING IN SHALLOW END



REVERSE CORNER

LEFT

DIMENSIONS FEET INCHES

A		
A1		
B		
B3		
B7		
C		
D		
E		
F		
G		
H		
J		
K		
L		
M		
N		
N1		
S		
S1		

DIAG #1	
DIAG #2	
DIAG #3	

COMMENTS:

STEPS WILL BE MADE PLAIN WHITE/BLUE UNLESS SPECIFIED

STEP OPTIONS -STEPS PLAIN WHITE BLUE BOTTOM MATL. TEXTURED

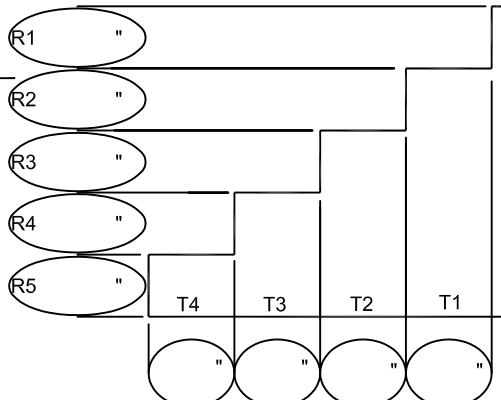
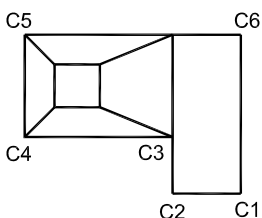
STEP WIDTH

8'-0"

OTHER _____

POLYMER
 STEEL
 RADIUS
 STRAIGHT

STEP LOCATION:
DRAW LOCATION



STEP (top view)

