

LATHAM INTERNATIONAL

ONLY COMPLETE AND LEGIBLE ORDERS CAN BE PROCESSED

SHIPPING INSTRUCTIONS

BRANCH DEALER
 COMMON CARRIER
 VIA _____
 AIR FREIGHT _____ DAY
 OTHER _____

BRANCH _____
 P.O. # _____
 SHIPPING ADDRESS _____ BRANCH DEALER
 NAME _____
 STREET _____
 CITY/STATE _____
 PHONE # _____ ZIP _____
 BRANCH E-MAIL _____

DATE _____ DEALER P.O.# _____
 DEALER NAME _____
 STREET _____
 CITY/STATE _____
 PHONE # _____ ZIP _____
 DEALER FAX # _____
 MARK BOX HOMEOWNER _____ QUANTITY ORDERED
 DEALER E-MAIL _____

TRU-TILE: YES NO
 GIVE DIMENSIONS FROM TOP OF WALL PANEL
 COLOR BEAD: TRU-TILE ONLY
 BLUE _____
 GRAY _____
 WHITE _____

WALL: 20 MIL
 27 MIL
 38 MIL
 BOTTOM: 20 MIL
 27 MIL

VINYL TILE/ WALL PATTERN _____
 BOTTOM _____
 BEAD _____
 TYPE (SEE FORM 06BEADLNR)

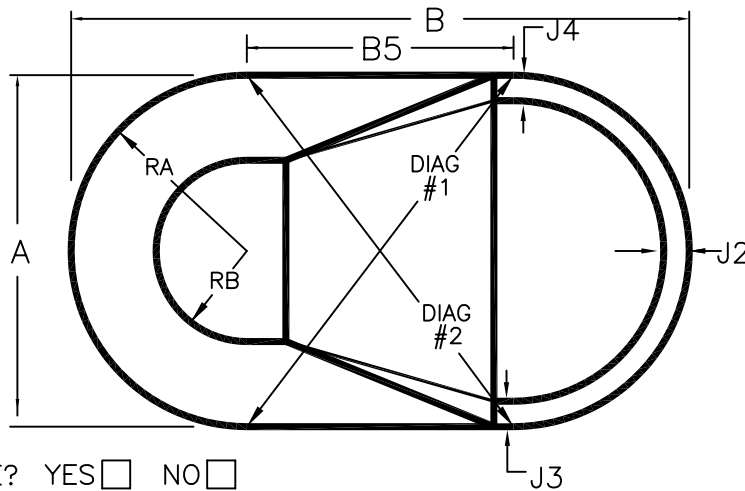
OVERLAP _____" (INCHES) WHITE STRIPE: YES NO

- 1.) New installation
- 2.) Replacement

TRUE OVAL W/SHALLOW END COVE

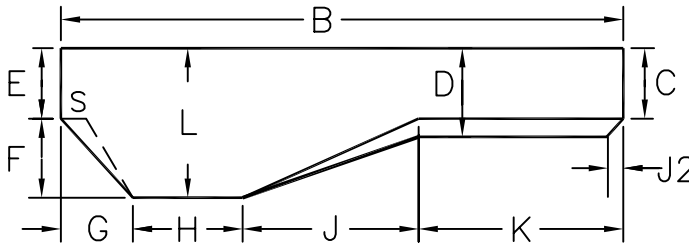
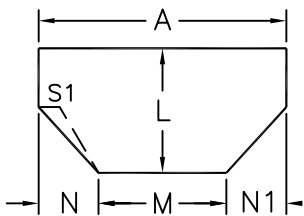
DIMENSIONS FEET INCHES

PERIMETER _____



A		
B		
B5		
C		
D		
E		
F		
G		
H		
J		
K		
L		
M		
N		
N1		
RA		
RB		
S		
S1		
J2		
J3		
J4		
DIAG #1		
DIAG #2		

IS HOPPER PAD SQUARE? YES NO



STANDING IN SHALLOW END

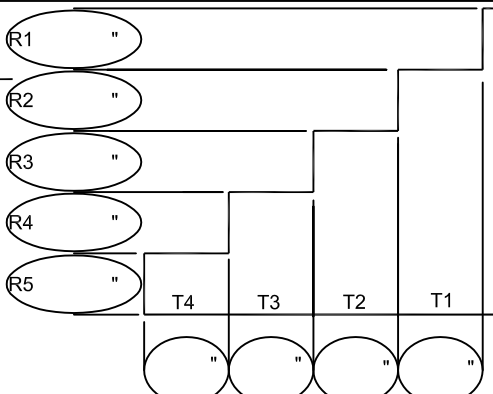
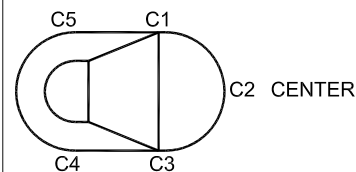
COMMENTS:

STEPS WILL BE MADE PLAIN WHITE/BLUE UNLESS SPECIFIED

STEP OPTIONS -STEPS PLAIN WHITE BLUE BOTTOM MATL. TEXTURED

STEP WIDTH 8'-0" POLYMER STEEL RADIUS STRAIGHT

STEP LOCATION:
 CENTER OF SHALLOW END
 OTHER (DRAW LOCATION)



STEP (top view)

